1 Sostituisci le parole fornite con i pronomi personali soggetto: **he, she, it, we, you, they.**

⇨ guitar **it**

1. John and Robert .....
2. bottle .....
3. Jenny .....
4. Miss O'Connor .....
5. Mr Nelson .....
6. cat .....
7. Bill and I .....
8. Mr and Mrs Windsor .....
9. glasses .....
10. you and your brother .....

2 Trasforma le frasi prima nella **forma interrogativa** e poi nella **forma negativa**.

⇨ Jennifer is a shop assistant.
Is Jennifer a shop assistant?
Jennifer **isn't** a shop assistant.

1. The lamp is on the wardrobe.
   .....?
   .....?
2. Anna is from Liverpool.
   .....?
   .....?
3. James and Rob are at the swimming pool.
   .....?
   .....?
4. They are Brazilian.
   .....?
   .....?
5. You are tired.
   .....?
   .....?

3 Rispondi con le **risposte brevi**.

⇨ Are Richard and Sue at the beach? - **Yes, they are.**
Is your sister at home? - **No, she isn't.**

1. Is Buckingham Palace in London? - Yes, ...
2. Are you Scottish? - No, I ..... .
3. Is Mr Roberts a teacher? - Yes, ...
4. Is your grandmother ninety years old? - No, ...
5. Are you and my mother in this photo? - Yes, ...
6. Are Maurizio and Giacomo from New York? - No, ...
7. Are we early? - No, ...
8. Are the birds in the cage? - Yes, ...
9. Are they in the kitchen? - No, ...
10. Is Mark at the bus stop? - Yes, ...

4 Inserisci **'m, is, 's, are,'re, 'm not, isn't, aren't.**

⇨ She is a singer. She **isn't** an actress.

1. They aren't tall. They ..... short.
2. Paris ..... in Spain. It ..... in France.
3. I' ..... Susie. I'm not Samantha!
4. We ..... in the kitchen. We're in the living room.
5. ..... he Irish? - No, he ..... .
6. Isabella isn't my sister. She ..... my aunt.
7. I ..... a nurse. I'm a doctor.
8. ..... the Eiffel Tower in Moscow? - No, it ..... in Paris.
9. ..... they French students? - No, they ..... from South Africa.
10. She ..... English. She's Scottish.

5 Completa le frasi con il **presente** del verbo **to be**.

⇨ Andrew **is** a policeman and his sons **are** students.

1. What ..... your name? - My name ..... Benjamin.
2. ..... you American? - No, I ..... not. I ..... Canadian.
3. Where ..... Magdalena from? - She ..... from Poland.
4. ..... he a footballer? - Yes, he ..... .
5. ..... David and Christian friends? - Yes, they ..... .
6. My favourite actress ..... Julia Roberts and my favourite actors ..... Johr Depp and Zac Efron.
7. Paul and I ..... from Liverpool. Where ..... you from?
8. I ..... a journalist and my friend Jane ..... a photographer.

6 **Riordina** le parole per costruire frasi di senso compiuto.

⇨ German / not / they / are. **They are not German.**

1. you / Spanish / are / ? .....
2. are / Mike / students / and / Dave / ? .....
3. Mrs Daley / from / not / is / London .....
4. we / 14 / old / years / are .....
5. aren't / and / Susie / English / Andy .....

7 Trova gli **errori** e riscrivi le frasi corrette.

⇨ Jennifer (aren't) at school now. Jennifer **isn't** at school now.

1. Ben and Jane isn't Swiss. .....
2. Hank is American? .....
3. Is Amber from Chicago? - Yes, it is. .....
4. My grandparents not are very old. .....
5. I amn't Portuguese. .....

B L'ARTICOLO A/AN

L'articolo **a** / **an** si usa **con i sostantivi singolari numerabili**.
Corrisponde all'italiano **un, uno, una**.

A davanti a	**consonante** **h aspirata** suono '**ju**'	a nurse, a flower a hotel, a housewife a university
AN davanti a	**vocale** **h muta**	an apple, an egg an hour, an honest man

▶ **Attenzione!** L'articolo **a** / **an** viene sempre espresso **davanti alle professioni**.

My father is **a** doctor.

1 Completa con **a** oppure **an**.

⇨ **an** umbrella

1. ..... box
2. ..... student
3. ..... computer
4. ..... airplane
5. ..... DVD
6. ..... elephant
7. ..... television
8. ..... orange
9. ..... African
10. ..... kitchen
11. ..... house
12. ..... wardrobe

2 Completa le seguenti frasi con **a** oppure **an**.

1. Mr Russell is ..... policeman.
2. Brad is ..... cook.
3. Andy Jones is ..... teacher.
4. Miss Hamblin is ..... architect.
5. Britney is ..... doctor.



FILE 1

C L'AGGETTIVO

Gli aggettivi:

1. sono **invariabili** in genere e in numero, cioè non hanno la forma femminile e plurale:
   David and Michael are short.
   Linda is slim.

2. seguono il verbo **to be** in funzione di predicato:
   Julia is beautiful.

3. precedono il sostantivo in funzione di attributo:
   He's a good swimmer.

Studia i seguenti gruppi di aggettivi e il loro significato.

- Aggettivi che descrivono **l'aspetto fisico e il carattere** delle persone.

Height (altezza)
tall (alto)
short (basso)

Build (corporatura)
well-built (robusto)
fat (grasso)
slim (snello)
thin (magro)

Complexion / Skin (carnagione/pelle)
pale (chiara / pallida)
dark (scura)

Eyes (occhi)
blue (blue / azzurri)
brown (marroni)
green (verdi)
big (grandi)
small (piccoli)
oriental (a mandorla)

Hair (capelli)
wavy (ondulati)
curly (ricci)
straight (dritti)
long (lunghi)
short (corti)
dark (scuri)
black (neri)
fair / blond (chiari / biondi)

Age (età)
young (giovane)
old (vecchio)
middle-aged (di mezza età)

Personality (carattere)
patient (paziente)
bossy (prepotente)
lazy (pigro)
kind (gentile)
rude (maleducato)
selfish (egoista)
generous (generoso)

1 Scrivi l'**opposto** dei seguenti aggettivi.

⇨ young → **OLD**

1. tall → .....
2. thin → .....
3. curly → .....
4. rude → .....
5. dark → .....

2 Cerchia l'alternativa corretta.

⇨ Mark isn't a very good worker. He's very **patient** / **pale** / **lazy**.

1. Is Virginia's hair black? No, it's **fair** / **long** / **straight**.
2. My brother is five years old. He's very **old** / **middle-aged** / **young**.
3. Hannah is from Sweden. Her complexion is **pale** / **dark** / **straight**.
4. John's eyes are **green** / **tall** / **fair**.
5. My uncle isn't very generous. He's quite **pale** / **slim** / **selfish**.

3 Completa le frasi con gli aggettivi che hai studiato.



FILE 1

• Aggettivi di **nazionalità**

4 | Inserisci negli spazi vuoti le parole mancanti, poi costruisci frasi come nell'esempio.

English • France • Mexico City • Canadian • Spain • Berlin • Irish • Japan • Italy • Canada • Scottish • French • German

Name	Nationality	Country	Capital
1. Juan	Spanish		Madrid
2. Carmen	Mexican	Mexico	
3. Robert			Ottawa
4. Paolo	Italian		Rome
5. William		England	London
6. Kiaran		Scotland	Edinburgh
7. Brigitte			Paris
8. Yoshio	Japanese		Tokyo
9. Jochen		Germany	
10. Brian		Ireland	Dublin

⇨ **1. Juan is Spanish.**
He's from Madrid, Spain.

2. .....
3. .....
4. .....
5. .....
6. .....
7. .....
8. .....
9. .....
10. .....

5 | Utilizza le parole fornite per costruire domande e risposte come nell'esempio.

⇨ Marie / German? – French / Lyon
Is Marie German? – **No, she isn't** German. She**'s** French. She's from Lyon.

1. Mark / Scottish? – English / London
.....
2. Richard / Australian? – American / San Francisco
.....
3. William / Japanese? – Chinese / Beijing
.....
4. Nisa and Amir / Indonesian? – Malaysian / Kuala Lumpur
.....
5. Pablo and Juan / Spanish? – Brazilian / Recife
.....

6 | Completa le frasi con i paesi o gli aggettivi di nazionalità corretti.

England • Ireland • Spanish • Denmark • Irish • Danish • Spain • English

⇨ Barcelona is in **Spain**.

1. Diego is from Barcelona.
He is ..... .
2. Exeter is in the south of ..... .
3. Ronald is from Exeter. He is ..... .
4. Copenhagen is the capital city
of ..... .
5. Birgitte is from Copenhagen.
She is ..... .
6. Cork is in ..... .
7. Sinead is from Cork. She is .....

D NUMERI CARDINALI

1 Osserva le tabelle e completale

A

1	one	11	eleven	21	twenty-one
2	two	12	twelve	22	twenty-two
3	three	13	thirteen	23	.....
4	four	14	fourteen	24	.....
5	five	15	fifteen	25	.....
6	six	16	sixteen	26	.....
7	seven	17	seventeen	27	.....
8	eight	18	eighteen	28	.....
9	nine	19	nineteen	29	.....
10	ten	20	twenty	30	thirty

B

40	forty
50	fifty
60	.....
70	.....
80	.....
90	.....
100	one hundred
1,000	one thousand

C

7	seven	8	.....
17	seventeen	18	.....
70	seventy	80	.....
77	seventy-seven	88	.....
700	seven hundred	800	.....
770	seven hundred and seventy	880	.....
7,000	seven thousand	8,000	.....

▶ **Attenzione!** In inglese, tra le migliaia e le centinaia si mette la virgola (non il punto). Es: 8,000

FILE 1

2 Scrivi i seguenti numeri in lettere.

⇨ 97 **ninety-seven**

1. 3 .....
2. 9 .....
3. 7 .....
4. 13 .....
5. 85 .....
6. 78 .....
7. 400 .....
8. 11,000 .....
9. 632 .....
10. 42 .....

3 Scrivi i seguenti numeri in cifre.

⇨ seventy-three **73**

1. eleven .....
2. twelve .....
3. twenty-seven .....
4. thirty-two .....
5. nine hundred .....
6. twenty thousand .....
7. seventeen .....
8. sixteen .....
9. forty-six .....
10. four hundred and sixty-nine .....

E L'ORA

What time is it? – It's...

• L'ora può essere espressa in **due modi**. Osserva gli esempi.

5:00	5:10	5:15	5:30
⇨ five **o'clock**	⇨ ten **past** five	⇨ (a) quarter **past** five	⇨ half **past** five
⇨ five	⇨ five ten	⇨ five fifteen	⇨ five thirty

5:40	5:45	5:50	6:00
⇨ twenty **to** six	⇨ (a) quarter **to** six	⇨ ten **to** six	⇨ six **o'clock**
⇨ five forty	⇨ five forty-five	⇨ five fifty	⇨ six

• In inglese i numeri che esprimono le ore dalle 13 alle 24 non sono generalmente usati nella lingua parlata.
20:15 a quarter past **eight** oppure **eight** fifteen p.m.

• Per distinguere le ore del mattino da quelle pomeridiane si utilizza:
- **a.m.** (ante meridiem - prima di mezzogiono)
- **p.m.** (post meridiem - dopo mezzogiorno)

oppure le espressioni
- **in the morning** (fino alle 12:00)
- **in the afternoon** (fino alle 6:00 del pomeriggio)
- **in the evening** (dopo le 6:00 del pomeriggio)
- **at night**

1 Scrivi l'ora per esteso nei due modi possibili.

⇨ 8:10	**ten past eight**	**eight ten**	5. 14:50	.....	.....
			6. 18:30	.....	.....
1. 7:15	.....	.....	7. 03:35	.....	.....
2. 10:25	.....	.....	8. 21:20	.....	.....
3. 09:30	.....	.....	9. 04:10	.....	.....
4. 12:40	.....	.....	10. 21:30	.....	.....

2 Scrivi l'ora in cifre.

⇨ a quarter to nine	**8:45**	5. half past eleven	.....
		6. twenty-five past two	.....
1. ten past nine	.....	7. twenty-five to six	.....
2. half past ten	.....	8. five past three	.....
3. twenty-five to seven	.....	9. ten to ten	.....
4. a quarter past four	.....	10. a quarter to eleven	.....

F NUMERI ORDINALI - LA DATA

- Numeri ordinali

I numeri ordinali si formano aggiungendo **-th** ai numeri cardinali corrispondenti ad eccezione di

- **the first** (il primo)
- **the second** (il secondo)
- **the third** (il terzo)
- **the fifth** (il quinto)
- **the twelfth** (il dodicesimo)
- **the twenty-first** (il ventunesimo),
- **the twenty-second** (il ventiduesimo),
- **the twenty-third** (il ventitreesimo)
- **the twenty-fifth** (il venticinquesimo) ecc.

- La data

What's the date today? – It's...
La data si può scrivere in **4 modi**. Osserva gli esempi.

4th April, 2005	4 April, 2005	April 4th, 2005	April 4, 2005

- Il giorno viene **sempre pronunciato con il numero ordinale**.
  (the) fourth (of) April / April (the) fourth

- L'anno di quattro cifre si pronuncia generalmente dividendolo in due parti.
  1997 = nineteen ninety-seven
  Ma si dice: 2005 = two thousand and five

Months of the year	
January	July
February	August
March	September
April	October
May	November
June	December

▶ **Attenzione**! I mesi si scrivono con la lettera maiuscola.

FILE 1

1 Completa la tabella.

1st fir**st**	9th nin**th**	.....	.....
2nd seco**nd**	10th	.....	.....
3rd thi**rd**	11th eleven**th**	.....	.....
4th four**th**	12th twelf**th**	20th twentie**th**	.....
5th fif**th**	13th thirteen**th**	21st twenty-fir**st**	.....
6th	.....	22nd	.....
7th	.....	.....	
8th	.....	.....	

2 Scrivi le seguenti date come nell'esempio.

⇨ 2 aprile **2nd April**

1. 15 agosto .....
2. 25 dicembre .....
3. 3 marzo .....
4. 12 luglio .....
5. 17 maggio .....
6. 30 ottobre .....

3 Scrivi i compleanni delle persone come nell'esempio.

⇨ David / 12 febbraio **David's birthday is on 12th February**.

1. Rob / 13 novembre .....
2. Kylie / 2 settembre .....
3. Jack / 23 ottobre .....
4. Charlie / 1 marzo .....
5. My mother / 31 luglio .....

G PREPOSIZIONI DI TEMPO: AT, IN, ON

Uso

AT davanti	alle **ore**	at five o'clock
	alle **festività**	at Christmas (a Natale), at Easter (a Pasqua)
	ai **pasti**	at lunch time
	in **espressioni come:**	at the weekend, at night, at midnight, at midda
IN davanti a	**mesi**	in March / April / May/...
	stagioni	in summer / autumn / ...
	anni	in 1999, in the year 2001
	parti del giorno	in the morning, in the afternoon, in the evenin
ON davanti	ai **giorni della settimana**	on Tuesday
	alle **date**	on the 2nd April
	a **festività come:**	on Christmas Day (il giorno di Natale)

Studia i giorni della settimana e le stagioni.

Days of the week		Seasons	
Sunday	domenica	**Spring**	primavera
Monday	lunedì	**Summer**	estate
Tuesday	martedì	**Autumn / fall**	autunno
Wednesday	mercoledì	**Winter**	inverno
Thursday	giovedì		
Friday	venerdì		
Saturday	sabato		

▶ **Attenzione**! I giorni della settimana in inglese si scrivono con la lettera maiuscola a differenza dell'italiano.

1 Completa con **at**, **in**, **on**.

⇨ **on** Monday.

1. ..... 1972.
2. ..... the afternoon.
3. ..... summer.
4. ..... Christmas Day.
5. ..... Wednesday.
6. ..... June.
7. ..... the 14th of December.
8. ..... Easter.
9. ..... autumn.
10. ..... the 24th of May, 19
11. ..... the weekend.
12. ..... night.

2 Completa con **at**, **in**, **on**.

⇨ I go to school **in** the morning.

1. It rains a lot ..... spring.
2. Jennifer's birthday is ..... the 19th of May.
3. It snows here ..... winter.
4. The sky is dark ..... night.
5. We receive presents ..... Christmas.

3 Cerchia la preposizione errata e scrivi quella corretta.

⇨ We go on holiday (at) September. **in**

1. David's birthday is on August. .....
2. My grandmother was born at 1950. .....
3. The train leaves at 5 a.m. on the morning. .....
4. The leaves fall from the trees at autumn. ..
5. Melanie was born in the 31st Decemb 1989. ..

H QUESTION WORDS: what, who, where, when, how

What?	Quale, che cosa?	What's your name / address / telephone number?
Who?	Chi?	Who's that woman over there?
Where?	Dove?	Where's your brother? / Where are you from?
When?	Quando?	When's your birthday? / When were you born?
How?	Come?	How are you? / How old are you?

1 Cerchia l'alternativa corretta.

⇨ **When** / **Where** is Jane? - She's at the supermarket.

1. **How** / **Who** is your mother? - She's fine, thanks.
2. **When** / **Where** is your birthday? - It's in January.
3. **Where** / **What** nationality is Alex? - He's American.
4. **Where** / **When** is Ayumi from? - She's from Japan.
5. **What** / **How** colour are your eyes? - They're brown.

2 Inserisci la question word adeguata: **who**, **when**, **how old**, **how**, **where**, **what**.

⇨ **What**'s her name? - It's Susan.

1. ..... is he? - He's 36.
2. ..... are they from? - They're from Ireland.
3. .....'s her job? - She's a doctor.
4. ..... nationality are they? - They're Spanish.
5. .....time is the football match? - It's at 5.15 p.m.
6. ..... are they? - They are my school friends.
7. .....'s your sister? - She's at home.
8. .....'s your mother? - She's fine, thanks.
9. .....'s your favourite film? - It's *The Hunger Games.*
10. .....'s his birthday? - It's on the 8th of July.
11. ..... time is it? - It's half past five.
12. .....'s your address? - It's 27 Bright Street.
13. .....'s that lady? - She's my French teacher.
14. .....'s Hugo like? - He's medium height and thin.

3 Abbina le domande alle risposte.

1. When's your grandmother's birthday?	A. Mark. He's my boss.	1. E
2. What's her name?	B. She's twenty.	2. ...
3. How old is Pamela?	C. Annamaria. She's my cousin.	3. ...
4. Who's that man over there?	D. He's on holiday.	4. ...
5. Where's Tom?	E. On the 15th of March.	5. ...

4 Scrivi domande adeguate alle risposte.

⇨ **What's your name?** My name's Scarlet.

1. .....? - My address is 20 Birmingham Road, Stafford.
2. .....? - It's a quarter to nine.
3. .....? - She's fine, thanks.
4. .....? - That's my cousin.
5. .....? - My hair is blond.
6. .....? - My favourite sport is tennis.

COMMUNICATION / READING / WRITING

1. Communication

Completa il seguente dialogo con le domande adeguate.

A: (1) .....?
B: Andrew Davis.

A: (2) .....?
B: Yes, I'm a policeman.

A: (3) .....?
B: I'm from Sheffield.

A: (4) .....?
B: I'm 30.

A: (5) ..... the girl in the photo?
B: She's my cousin.

A: (6) .....?
B: She's from Sheffield too.

A: (7) .....?
B: She's 30 too.

2. Reading

A. Leggi il seguente brano e completa la tabella.

This is Tony and this is Benjamin. They're friends and they're from Los Angeles in the USA. Tony is tall and thin. He is forty years old and his birthday is on the 9th of September.
Benjamin is well-built and not very tall. He is thirty-five years old and his birthday is on the 19th of January.
They're musicians. Tony's favourite instrument is the guitar and Benjamin's favourite instrument is the violin. Their favourite sport is volleyball.

Name	Origin	Age	Birthday	Build	Job	Favourite instrument	Favourite sport
Tony							
Benjamin							

B. Completa le risposte alle seguenti domande.

⇨ Where are Tony and Benjamin from? - They **are from Los Angeles**.

1. What's Tony like? - Tony ..... .
2. How old is he? - He ..... .
3. When's his birthday? - It ..... .
4. What's Benjamin like? - Benjamin ..... .
5. How old is he? - He ..... .
6. When's his birthday? - It ..... .
7. What are their jobs? - They ..... .
8. What's Tony's favourite instrument? - It ..... .
9. What's Benjamin's favourite instrument? - It ..... .
10. What's their favourite sport? - It ..... .

3. Writing

Scrivi un testo simile a quello dell'attività precedente per parlare di te stesso. Il testo deve contenere nome, provenienza, età, compleanno, breve descrizione fisica, occupazione, materia scolastica preferita, sport preferito, hobbies.

Studia il lessico relativo a **materie scolastiche**, **sport**, **hobby** e utilizza ciò che ti riguarda. Completa eventualmente l'elenco con altri termini.

SCHOOL SUBJECTS	SPORTS	HOBBIES
English	tennis	dancing
French	football	singing
German	volleyball	skateboarding
Italian	baseball	collecting (football cards / ...)
History	rugby	playing computer games
Philosophy	boxing	cooking
Maths	golf	playing chess
Science	swimming	photography
Computer science	horse-riding	painting
R.E. (Religious education)	snowboarding	surfing the Net
P.E. (Physical education)	karate	.....
Art	running	.....
Music	aerobics	.....
.....	.....	.....

Segui il piano suggerito.

PIANO	
name - origin	Hi, my name ..... and I ..... from ..... .
age - birthday	I am ..... years old and my ..... is on ..... .
build - eyes - hair	I ....., my eyes ..... and my ..... is ..... .
job	I ..... and my favourite school subject
favourite school subject	..... .
favourite sport/hobby	My ..... is ..... and my hobbies are ..... .

FILE 2

A IL PLURALE
Formazione del plurale dei sostantivi

Singolare	Plurale	Esempi
La maggior parte dei sostantivi	**-s**	table → tables; chair → chairs; boy → boys
Sostantivi che terminano in **-s**, **-ss**, **-sh**, **-ch**, **-x**, **-o**	**-es**	bus → buses; address → addresses dish → dishes; church → churches box → boxes; potato → potatoes **eccezioni:** radio → radios; piano → pianos; video → videos; photo → photos
Sostantivi che terminano in **-y preceduta da consonante**	**-ies**	lady → ladies; diary → diaries
Sostantivi che terminano in **-f**, **-fe**	**-ves**	wolf → wolves; wife → wives; shelf → shelves **eccezioni**: roof → roofs; cliff → cliffs; chief → chiefs

Alcuni plurali irregolari

man → **men** (uomo/uomini)
woman → **women** (donna/e)
person → **people** (persona/e)
policeman → **policemen** (poliziotto/i)
mouse → **mice** (topo/i)
child → **children** (bambino/i)
foot → **feet** (piede/i)
tooth → **teeth** (dente/i)

a rose

two roses

a man

two men

1 Scrivi il **plurale** dei seguenti sostantivi.

⇨ mouse **mice**

1. watch .....
2. motorcycle .....
3. person .....
4. church .....
5. sister .....
6. housewife .....
7. alligator .....
8. box .....
9. child .....
10. fireman .....
11. tomato .....
12. radio .....
13. kitchen .....
14. woman .....
15. knife .....

2 Scrivi il **singolare** dei seguenti sostantivi.

⇨ feet **foot**

1. shelves .....
2. roofs .....
3. children .....
4. mice .....
5. policemen .....
6. cities .....

B THIS / THESE - THAT / THOSE

Forma

Singolare	Plurale
This questo / questa **This** is my brother.	**These** questi / queste **These** are my parents.
That quello / quella **That** is my mother.	**Those** quei / quelli / quelle **Those** are my cousins.

Uso

• **This** e **these** vengono usati per **identificare oggetti e persone vicine**.

This is an ice-cream. ➡

These are ice-creams. ➡

• **That** e **those** per **identificare oggetti e persone lontane**.

That is a chair. ➡

Those are chairs. ➡ 

• **This** e **these** vengono usati anche per **presentare persone**.
This is Bob.
These are my brothers.

FILE 2

1 Trasforma le frasi al **plurale** (fai attenzione ai plurali irregolari).

⇨ This is an apple. **These are apples.**

1. This is a beach. .....
2. That is a woman. .....
3. This is a table. .....
4. This is a child. .....
5. That is a policeman. .....
6. This is a foot. .....
7. That is a box. .....
8. This is a supermarket. .....
9. That is an email address. .....
10. This is a potato. .....

2 Completa le frasi con **this**, **these**, **that**, **those**, come nell'esempio.

and

This is a table and **that** is a lamp.

and

1. ..... is a cup and ..... is a glass.



and

2. ..... are chairs and ..... is an armchair.

and



3. ..... is a clock and ..... are watches.

and

4. ..... is a bed and ..... is a sofa.

C PRESENTE DI HAVE GOT

Forma affermativa

Forma estesa		Forma contratta
I	**have** got	I'**ve** got
you	**have** got	you'**ve** got
he she it	**has** got	he'**s** got she'**s** got it'**s** got
we you they	**have** got	we'**ve** got you'**ve** got they'**ve** got

Forma negativa (contratta)

I	**haven't** got
you	**haven't** got
he she it	**hasn't** got
we you they	**haven't** got

Forma interrogativa

have	I got .....?
have	you got .....?
has	he got .....? she got .....? it got .....?
have	we got .....? you got .....? they got .....?

Risposte brevi

Yes, I / you / we / you / they **have**.
Yes, he / she / it **has**.

No, I / you / we / you / they **haven't**.
No, he/she/it **hasn't**.

- Il **tempo presente** del verbo **to have** è **has** per la 3ª persona singolare, **have** per tutte le altre.

I **have** ('ve got) a smartphone. / I **haven't** got a smartphone.
Have you got a smartphone? - Yes, I **have**. / No, I **haven't**.
He/She **has** ('s got) a daughter. / He/she **hasn't** got a daughter.
Has he/she got a daughter? - Yes, he/she **has**. / No, he/she **hasn't**.

Uso

- Il verbo **have got** si usa per esprimere **possesso** (I've got a car), **relazione** (I've got two brothers) o per **descrivere persone, animali o cose** (I've got blue eyes).

- Il verbo **to have** (**senza 'got'**) viene usato anche in particolari **espressioni idiomatiche** come:

to **have** breakfast / lunch / dinner
to **have** a shower / bath
to **have** a cup of tea / coffee
to **have** a rest
to **have** a good time
to **have** a swim

- In questi casi la **forma negativa**, la **forma interrogativa** e le **risposte brevi** al present simple si costruiscono con l'ausiliare **do / does**, come tutti i verbi ordinari (vedi file 4 - paragrafo A).

1 Completa le frasi con **have**, **haven't**, **has**, **hasn't**.

⇨ She **has** got a pair of red shoes.

1. My grandfather ..... got grey hair and glasses.
2. I ..... got a black labrador dog.
3. ..... Margaret got long hair? - Yes, she ..... .
4. ..... your girlfriend got a job? - No, she ..... .
5. The people in my family ..... got blue eyes. They ..... got brown eyes
6. They ..... got an expensive car.
7 ..... you got a dog? - No, I ..... .
8. Helen ..... got a daughter called Miranda, but she ..... got a son.
9. My friend Jason ..... got very long legs.
10. ..... they got a flat screen TV? - No, they ..... .

2 Osserva la tabella e completa le frasi adeguatamente.

	bus ticket	diary	smartphone	driving licence
1. Isabella	+	–	+	+
2. Oliver	–	+	+	+
3. Seth	+	+	–	+
4. Max and Chloe	+	–	+	+

⇨ 1. Isabella **has** got a bus ticket, a smartphone and a driving licence, but she **hasn't** got a diary.

2. Oliver ..... got a ..... but he ..... got a .....
3. Seth ..... got a ..... but he ..... got a .....
4. Max and Chloe ..... got a ..... but they ..... got a .....

3 Completa le frasi con **have got**, **haven't got**, **has got**, **hasn't got**.

1. Yoshio ..... short, dark hair.

2. Jane and Claudia ..... dark hair.

3. Margaret ..... short hair.

4. Jasmine ..... a beautiful smile

5. They ..... a pale complexion.